

Crazy Iron




YAMAHA YZF-R6 `06-`16
ID 3027118

Installing:

Left side:











Right side:



Comments:

1. Contact a specialized service, do not install the cage yourself!
2. Remove original bolt in point №1
3. Attach left arc to points №1 and №3
4. Screw lightly with bolt M10x1,25x60 through spacer sleeve 20x10x12 left arc in point №1 and with rod M12x375 in point №3
5. Remove original bolt in point №2
6. Attach right arc to points №2 and №4
7. Screw lightly with bolt M10x1,25x90 right arc in point №2 and nut on rod M12x375 in point №4
8. Tighten the fasteners according to the table.

Thread	Tightening torques Nm	
	Connection type	
	Steel	Aluminum
M6	10	6
M8	24	20
M10	48	35
M12	56	45

№	Item				
1	Bolt M10x1,25x60	Spring washer, Washer	Втулка 20x10x12	Slider	Screw
					
2	Bolt M10x1,25x90	Spring washer	Washer	Slider	Screw
					
3	Rod M12x375	Nut	Washer		
					
4		Nut	Washer		
					
5	Slider	Screw			
					
6	Slider	Screw			
		