

# Crazy Iron

HONDA CBR650F CB650F '14-'18  
ID 1105212/1105217





Installing:

Left side:



Right side:

































## Comments:

1. Contact a specialized service, do not install the cage yourself!
2. Modify the fairing to access mounting points No. 1 and 2.
3. **Attention! Do not allow the engine mounting bolts to be loosened at the same time in 2 points on one side or in 4 points on both sides of the motorcycle! This can lead to a shift in the position of the engine in the frame.**
4. Remove original bolts and screw plates using spacers to points 1 and 2 (the weld nut must face the motorcycle)
5. Attach left side of cage to points #1 and #5
6. Screw lightly the left side of cage with fasteners according to the table
7. Attach right side of cage to points #2 and #6
8. Screw lightly the right side of cage with fasteners according to the table
9. Install brace 265 mm between points #5 and #6 and fix it with bolts M10x1.25x30
10. Torque fastener according to the table.
11. Install Sliders at points No. 1,2,7,8 and fix them with self-tapping screws.
12. In the case of using a damper cage, article 1105217, damper sliders are used instead of sliders at points No. 1, 2, 7,8 (see damper slider assembly diagram)

Tightening torques Nm		
Thread	Connection type	
	Steel	Aluminum
M6	10	6
M8	24	20
M10	48	35
M12	56	45

Component table with according to numbers in the photo:

№	Items					
1	Bolt M10x120	Spacer 20x10x81	Bolt M10x40	Plate	Slider	Screw
						
	Bolt M12x80	Spacer 22x12,5x32				
						
2	Bolt M10x70	Spacer 20x10x35	Bolt M10x40	Plate	Slider	Screw
						
	Bolt M10x70					
						
3	Bolt M10x1,25x30	Spring washer	Washer	Brace L=265		
						
4	Bolt M10x1,25x30	Spring washer	Washer			
						
5	Rod M10x380	Nut	Spacer 22x10x5			
						
Nut		Spacer Sleeve				
6						
7	Slider	Screw				
						
8	Slider	Screw				
	